

CHILDREN'S MINISTRY



Suzette T. Caldwell, Senior Pastor
Leona Ellis, Director of Children's Ministry

Prepared by Lorna Patterson
Associate Director of Children's Christian Education

A Parent's Quick Reference Guide to the Spring Feasts of the LORD

(Fulfilled at Jesus' First Coming)

2025

MANY BIBLE BELIEVERS HAVE BEEN LEAD TO THINK THAT BECAUSE THEY ARE NOT JEWISH THEN CERTAIN COMMANDMENTS AND CELEBRATIONS DON'T APPLY TO THEM. BUT THIS IS NOT SOMETHING THAT SCRIPTURE TEACHES!



JUST THE JEWS?
EXODUS 12:49
"THE SAME LAW APPLIES BOTH TO THE NATIVE BORN AND TO THE FOREIGNER RESIDING AMONG YOU."

Resurrection Worship Celebration

*Sunday | April 20th @ 9:20 am

At Home Seder

*Saturday April 12th

<p>-Passover- Crucifixion of Jesus (Fulfilled)</p> <p>-Pesach- (pay • saak)</p> <p>Sundown, Saturday, April 12th- Sundown, Sunday April 13th</p>	<p>-Unleavened Bread- Burial of Jesus (Fulfilled)</p> <p>-Chag HaMotzi- (chag • ha • moat • ze)</p> <p>Sundown, Sunday, April 13th- Sundown, Sunday, April 20th</p>	<p>-First Fruits- Resurrection of Jesus (Fulfilled)</p> <p>-Reshit Katzir- (re • zee • et • kat • zer)</p> <p>Sundown, Monday, April 14th- Sundown, Tuesday, April 15th</p>	<p>-Pentecost- Coming of the Holy Spirit (Fulfilled)</p> <p>-Shavuot- (shuh • voo • owt)</p> <p>Sundown, Saturday, June 7th- Sundown, Sunday, June 8th</p>
--	---	---	--

"These are the feasts of the LORD, holy convocations which you shall proclaim at their appointed times.- Leviticus 23:4 (NKJV)

-The Windsor Village Church Family Annual Fast-

Sundown | Sunday March 30th - Sunday April 6th after Worship Service



-The Windsor Village Church Family is excited to be entering into the spring season of the LORD'S Appointed Days.-

Jesus completed these first four feasts over 2000 years ago, and He will complete the remaining three feasts in the future. These holidays have historic and prophetic meaning in Scripture, and as believers today, you can take part by adding these dates to your family calendars.

An Introduction to the Spring Feasts




-Passover-

The first of the Spring Feasts given in **Leviticus 23** is **Passover**. In the first Passover in Egypt, God instructed Israel to sacrifice a spotless lamb and to place its blood on the doorframes of their homes so that they may live. Nearly 1,500 years later, another spotless Lamb was sacrificed so that whoever believes in Him may have eternal life. This Lamb is Jesus, who came as the Lamb of God, as John the Baptist proclaimed in **John 1:29** when he saw Jesus approach to be immersed, "...Behold the Lamb of God, who takes away the sin of the world" -**John 1:29**.

The celebration of Passover and the Passover Seder contains certain key elements. These elements point back to the first deliverance from "**physical**" Egypt, but as believers in Jesus, we can see how each element also points to our deliverance from "**spiritual**" Egypt. Some of these elements are visible in the final Passover Seder Jesus held with His disciples.

"It shall come to pass in the last days, says God, that I will pour out of My Spirit on all flesh; Your sons and your daughters shall prophesy, your young men shall see visions, your old men shall dream dreams" (Joel 2:28; Acts 2:17).

How beautiful is that? So now, let us celebrate! Happy Passover 2025!



-Unleavened Bread-

Jesus is revealed in the unleavened bread of the Seder, as He was also unleavened and without sin (**1 Peter 2:22**). The matzah bears stripes and bruises on its surface, reminding us of **Isaiah 53:5** which states that the Messiah would be bruised and pierced for our iniquities. In the Seder, there are three matzah flatbreads that are stacked, and during the seder, the middle of the three is taken out and broken. It is this matzah that Jesus broke in **Mark 14:22**, "...He took bread, and after blessing it broke it and gave it to them, and said, Take it; this is my body".

The other half of this broken matzah is then wrapped in a linen cloth and hidden away to be found later by a child. It is called the "Afikomen", which means "*He who is coming*" or "*He who has come*". Like the Afikomen, the Messiah was likewise wrapped in a linen cloth and buried, hidden away from view, in a tomb, "*And Joseph took the body and wrapped it in a clean linen shroud and laid it in his own new tomb...*" (**Matthew 27:59-60**)

"Get rid of the old yeast, so that you may be a new unleavened batch as you really are. For Christ, our Passover lamb, has been sacrificed. Therefore let us keep the Festival, not with the old bread leavened with malice and wickedness, but with the unleavened bread of sincerity and truth." -(1 Corinthians 5:7-8)

-First Fruits-


Leviticus 23:10 introduces the **Feast of First Fruits** – often synonymous with 'Passover' as it is part of the same festival. First Fruits was commemorated by a priest lifting up and waving a sheaf of the first fruits of Israel's barley harvest as an offering before the Lord in praise and thanks (**Leviticus 23:9-14**). First Fruits takes place on the first day after the weekly Sabbath in the midst of Passover.



Just as Passover was a foreshadow of the Messiah's sacrifice as our Passover lamb, First Fruits points toward Jesus' resurrection. Jesus was lifted up when He rose from the dead on the day after the Sabbath, on the very day of the Feast of First Fruits. As the first fruit of the resurrection, Jesus broke the very chains of death and provided the gift of eternal life to all who believe, "*But in fact Christ has been raised from the dead. He is the first of a great harvest of all who have died.*" -(1 Cor. 15:20)

The Festival of First Fruits is also a promise of more to come. As Jesus came to give us life, and life abundantly, He also calls us to live our lives by following His example and walking as He walked through the empowerment of the Holy Spirit. Following Jesus' resurrection on First Fruits, He preached the Kingdom of God for an additional 40 days, and then before He ascended, He gave the disciples one last instruction on what would happen next. "You will receive power when the Holy Spirit has come upon you, and you will be My witnesses in Jerusalem and in all Judea and Samaria, and to the end of the earth" (**Acts 1:8**).

-Pentecost-



The Spring Feasts conclude and culminate in the feast most Christians are familiar with: Pentecost, the giving of the Holy Spirit. This is the "appointed time" that the previous spring feasts point towards. Each festival is connected. Passover shows the redemption, Unleavened Bread commemorates the cleansing of sin, First Fruits celebrates new life, and now, Pentecost is the final Spring festival. Pentecost is the birthday of the Church.

Once you and your family begin to look at these feasts, you may be quite surprised with how special they are. They bring the reason of these beautiful celebrations back to God and what He has done for His people. Once you begin, you are going to want to start planning to celebrate the next one with your family!

Passover

**Exodus 12; Leviticus 23:5;
Matthew 26:17-27**

Passover points to Jesus as the perfect Passover Lamb (1 Corinthians 5:7) whose blood was shed for us. In both Testaments, the blood of the Lamb delivers from slavery—the Jew from Egypt, the Christian from sin.

The story of how Passover came to be is found in the Book of Exodus. At this time, the Hebrew people (soon to be called Israelites) were enslaved in Egypt for over 400 years.

God used a man named Moses to bring them out of Egypt and back to the Promised Land of Israel. After asking the Pharaoh to let God's people go and after many miraculous plagues on the land to convince him, Pharaoh still refused.

After the tenth plague, the final plague, that night the people were finally free to leave Egypt. They were instructed to kill a perfect lamb for dinner and its blood was placed over the doorposts to protect the Hebrews first born. God (using an angel) passed through Egypt taking the life of every first born of people and animals who did not have blood on their lintel and doorposts. Pharaoh finally agreed to release the people because his firstborn son was slain.

In the New Testament, Jesus serves as the sacrificial lamb. Jesus was sacrificed on Passover. In Egypt, the Jew marked his house with the blood of the lamb. Today, we as Christians, anoint our homes with oil and with prayer.

For many years Jesus shared a typical Seder meal with His disciples. Then when Jesus' last days were eminent, He shared the meal one more time in a new way. The twelve traveled to the **upper room** in a modest home in Jerusalem to

This time the meal turned into a "remembrance" of Jesus' faith journey here on earth with His followers.



Unleavened Bread

Leviticus 23:6-8

Unleavened Bread recounts the quick flight from Egypt to escape the bondage of slavery. God tells His people to take bread without leaven (yeast) as they leave for the Promised Land, since there was no time for bread to rise as they left hastily.

The leavening process, which makes bread rise, takes time. The Israelites had no time to spare when they left Egypt, so they baked and ate flatbread. What started out as a necessity continued for a week. God named this time the Feast of Unleavened Bread (**Leviticus 23:6**).

The people were commanded to sweep their houses clean and to remove all leaven. The leaven is a representation of sin which "puffed up" their hearts, and God wanting His people to be free of that sin as they entered into a new season of relationship with Him.

The Feast of Unleavened Bread is a seven day observance and festival to remember God's deliverance. During that time the bread you eat must be made without yeast. (**Exodus 12:15**)

God gave His earliest instructions concerning this festival to the Israelites as they prepared to leave Egypt.

On the first day, you must stop all ordinary work except to prepare food for everyone to eat—that is all you may do, and observe an official day for holy assembly. For seven days you must present special gifts to the LORD. (**Exodus 12:14-16**)

When Jesus came to earth as a human, He observed this seven-day festival, both as a child and later as an adult (**Luke 2:41; Matthew 26:17**).



First Fruits

**Leviticus 23:9-14;
Deuteronomy 26:1-11**

Exodus 23:19 reads, "The first of the firstfruits of your land you shall bring into the house of the Lord your God".

During their time in the wilderness, God's people relied on manna from heaven for sustenance. After entering the Holy Land, God instituted the **Feast of First Fruits**, symbolizing thanksgiving and reliant obedience.

Historically, it was a day when the first of the barley harvest was gathered in the land of Israel, which makes it similar to the harvest celebrations of **Sukkot**. The theme of celebrating what God provides is significant throughout Scripture, and should be central in our lives.

Of course, most of us aren't barley farmers, but we can still celebrate the provision that God supplies us in the form of jobs, finances, a place to live, groceries, a garden, days of rest, friends and community. We know that the ultimate provision is forgiveness for our sins...no matter how ugly or awful, forgiveness is available to us through Jesus' sacrifice.

First Fruits is one of the most joyous days of the year because it commemorates Jesus being raised back to life! After being killed on Passover, Jesus rose from the dead three days later on the Feast of First Fruits!

When Paul mentions that the Messiah is the "first fruits of the dead" in **1 Corinthians 15:20**, he's not only saying that Jesus was literally the first fruits offering, but also that the Messiah is the third festival of the year.

The Feast of First Fruits foreshadowed Christ's resurrection and is celebrated three days after Passover, marking the day Christ rose again. While it actually happens during the Week of Unleavened Bread, it deserves attention and its own very special celebration.



Pentecost

**Exodus 34:22; Leviticus 23:15-22;
Acts 1 & 2; Deuteronomy 16:9-11**

Pentecost is the last of the spring feasts. It is often thought to have begun in the New Testament, but in actuality, the word Pentecost is a Greek word referring to the **Festival of Weeks**, which was one of the main holy festivals of the Jewish people found in **Leviticus 23:15**; and **Deuteronomy 16:9**.

The Feast of Weeks was celebrated at the end of the grain harvest (**Exodus 34:22**), which occurred **50** days after the wave offering of Passover. It was on this day—the day of Pentecost—that the Holy Spirit descended upon the believers in Jerusalem (**Acts 2**). It was on Pentecost that Jesus sent the Holy Spirit to the 120 Believers in the Upper Room in Jerusalem.

Pentecost, after the resurrection of Jesus, is considered to be the birth of the church. Peter preached later that day and about 3,000 people were baptized that day.

Jews from every nation were all gathered together in the city, and witnessed tongues of fire falling on all the Believers in Jesus. They were given the ability to speak in different languages and they were amazed, saying, "Are not all these who are speaking Galileans? And how is it that we hear each of us in his own native language?" (**Acts 2:7-8**)

The day of Pentecost was the fulfillment of the words Jesus spoke to His disciples regarding the Holy Spirit of God, which is represented by wind and fire throughout the Bible.

Today, Pentecost is remembered by Christians as the start of the Church, the community of Believers, and those who seek to learn and live out Christ's teaching in this world. Many continue to discover the gospel of Jesus and accept Him as Savior, resulting in new life and salvation for many.



The Importance of Teaching Your Child About Passover 2025

Make The Passover Holiday This Year Extra Special

Teaching your child about PASSOVER is very important, as it teaches them about Jesus Christ and His sacrifice. It reminds us of God's sovereignty and faithfulness to His people. It's a joyous occasion to celebrate the great deliverance that God provided His people. For children, the Passover holiday is also an excellent opportunity to learn much about this holiday. But, it doesn't have to be only a learning experience, your child could also have a lot of fun during this holiday! By engaging in fun and creative Passover games and activities with your child, you'll ensure that the holiday is memorable. So don't miss this incredible opportunity to make Passover something to remember this year for you and your child.

With God's Word as your guide, you can seek His wisdom and discernment for teaching your child about this Biblical feast. Trying to explain God's "appointed times" to our children can be intimidating and overwhelming, but it doesn't have to be. Remember that God is a **God of Peace**, not confusion. Enjoy the experience!

Activities You Can Do With Your Child at Home to Celebrate the Spring Feasts of 2025

Passover Activities

Choose from these fun Passover games and activities to keep your child entertained during this feast season. You don't have to spend a lot of money to make this year's Passover a memorable one for the whole family!

-Passover Sensory Bin-

You can create a sensory bin filled with items that represent the different elements of the Passover meal. For example, you can include items such as plastic frogs, locusts, and hail to represent the plagues that God sent to Egypt. You can also include items such as matzah, grape juice, and charoset to represent the different elements of the Passover meal.

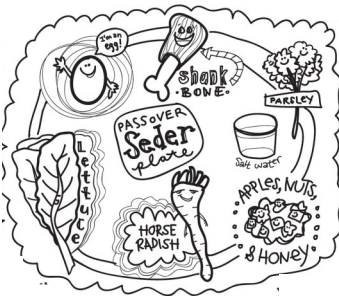
-Share Stories-

Read stories with your child about the history of the Passover and how it is celebrated today. Below are a few literary suggestions. Reading a book that teaches your child about Passover helps them understand the basics of the feast.



-Passover Seder Plate Craft-

You can engage your child in a craft activity by making a Passover Seder Plate. This activity can help your child learn about the different elements of the Passover meal and their significance. What's so great is that Seder plate crafts are found easily on-line!



-The 10 Plagues Bowling Game-



If you want a fun-filled Passover game, you can purchase an inexpensive bowling set and assign each pin to one of the ten plagues God inflicted upon the Egyptians to free the Israelites. As your child knocks down each fallen pin, you can tell the story of how God protected His children from the plagues.



-Traditional Passover Dishes-

If you'd like a fun and yummy way to introduce your child to traditional dishes commonly served during Passover, have an assortment of dishes set out and have your child sample them! You can ask them to pick which one they like best or to rate them based on taste – and tell them a short story of why that dish is typically served at Passover.

-Matzah Topping Contest-



“... and by His stripes we are healed” (Isaiah 53:5). The Passover custom of burying, hiding, then resurrecting the second of the three pieces of the matzah (the middle piece), presents the Gospel.

Have your child participate in a matzah topping contest! It is a fun and easy way for your child to show off their creative side during the Passover holiday. For this activity, you can prepare jelly beans, raisins, nuts, marshmallows, candies, chocolate chips, etc., for your child to decorate the top of the matzah! Then, ask the rest of your family members to decide which topping design they think is the tastiest!

-Plagues Charades-



Passover is a holiday that is rich with symbolism. Before the Israelites' exodus from Egypt, a series of plagues were sent by God to plague the Egyptians. To help your child understand the significance of the plagues, play a game of charades where your child takes on one plague and then has to act it out while the others try to figure out what plague it is.

-Unleavened Bread Recipe-

Preheat oven to 425°


Ingredients:

- 2 cups of flour
- 3 tablespoons of olive oil
- 3/4 cups of water
- 1/2 teaspoon of salt



Directions:

Combine ingredients in a bowl. Flour the surface of a sheet of parchment paper, as well as the palms of your hands, and then divide the dough into about 8 balls. Press or roll each ball flat with a rolling pin. Cookie-cut it with a bowl if you'd like to shape a perfect circle. Bake for 8-10 minutes, until edges are slightly brown. Take some photos and send them in to us. *Enjoy!*



-Matzah Pizza!

Going without pizza for a full week can be torture for some children (and parents). A matzah cracker makes a great crust for a pizza that your child will love for Passover. Top it marinara sauce and add your child's favorite vegetables. Try slices of bell pepper, baby spinach, tomatoes, and cheese!

- Preheat oven to 375°.
- Place on baking sheet.
- Spread 1 1/2 tablespoons of crushed tomatoes.
- Sprinkle with oregano and basil.
- Top with cheese and bake until the cheese melts, about 5-6 minutes.
- *Enjoy!*




The Importance of Teaching Your Child About Unleavened Bread

Going on a Hametz Hunt

The night before Passover, organize a *hametz* scavenger hunt! Hametz refers to any fermented food or "leavened" products forbidden during Passover. Have your child find ten (10) small pieces of hametz hidden around the house in preparation for Passover!

- Got Hametz? -



-Passover Placemats-

Plenty of ready-made Passover placemats are available online, but why not ask your child to make their own? It is a great way to teach them how to draw, paint, and cut out shapes and images, and it will also provide them with a unique memento to commemorate the holiday!

- Resurrection Scavenger Hunt-


Look around your house and outside! See if your child can find the following items to tell the story of the Jesus.

- ___ A Light-Jesus is our "light"
- ___ Branches-Waved at Jesus as the crowd cried, "Hosanna!"
- ___ Something that rhymes with "JOY"- What we feel on Resurrection Sunday
- ___ Something White-Represents the Purity of God
- ___ Something Broken- Represents Sin
- ___ Bread -Jesus broke this and shared it with His disciples
- ___ Three pieces of silver-Judas betrayed Jesus in exchange for money
- ___ Thorns-Represents the Crown of Thorns on Jesus' head
- ___ Perfume-Poured out on Jesus' feet
- ___ Two Pieces of Wood-Sticks to represent the Cross
- ___ Nails-What secured Jesus to the Cross
- ___ Something Red-Represents the Blood
- ___ Something Sour-What Jesus was given to drink
- ___ Something Torn-The Veil in the Temple split in two
- ___ Spices-Used to prepare Jesus' body for burial
- ___ A Rock-Represents the Tomb
- ___ Three of Something-Represents the Days in the Tomb
- ___ Something Empty-He has Risen!
- ___ Something Green-Grow in Christ
- ___ White Cloth-All that remained in the Tomb
- ___ Something New-"Therefore, if anyone is in Christ, the new creation has come; the old has gone, the new is here!"
-2 Corinthians 5:17



Celebrate your child's efforts and reinforce the message of Jesus' resurrection!

-Discuss the Dangers of Sin-



Discuss with your child that Unleavened Bread occurs the day after Passover and gives us a picture of removing sin from our lives. As we remove the "physical" leaven from our homes, we should also strive to remove the "spiritual" leaven of sin from our lives. Explain to your child to stop looking at sin as just things they are not allowed to do and look at it as things that actually hurt them and pull them away from God.





The Importance of Teaching Your Child About First Fruits



-Reading Scripture-

The day of First Fruits is always on the Sunday following Passover. Check out stories of the empty tomb for your child from your local library or purchase from a local book store or on your Kindle, and read about the Messiah coming back to life! What did Jesus have to say on the day of His resurrection? Wouldn't it have been amazing to hear Him speak on the walk to Emmaus? Leviticus 23:9-14, Deuteronomy 26, and 1 Corinthians 15:20-28, would also be good to read!

-The Messiah is Alive-

The greatest moment in history happened on this day. Rejoice and be glad! Spread the truth of this amazing act!

-Recognize and Thank God for His Provisions-

First Fruits is a symbol of thankful hearts and hopeful minds. Have your child make a list of how much God really provides: material possessions, spiritual health, friends, physical nourishment, the positives of your environment, and the small things that make you smile. It's easy to overlook the many good gifts from Him. Make it a point to stop and acknowledge those today. Also remind your child that He is providing for the needs of tomorrow as well!



-Give an Offering-

First Fruits means giving our best to God and not our leftovers. Along with tithes, it's an offering to God from a heart of sacrifice and gratitude. Pray about and discuss with your child how your family can offer first fruits of your own harvest. Tithing or donating money, giving your time to a good cause, and sharing your possessions are all ways to do that!

-Bless Your Spiritual Leaders-

Pastors, mentors, ministries, etc. all work hard to support our spiritual health, often at immense cost to themselves. Take the time to express your gratitude. Talk about ideas with your child about how your family can show appreciation.

-Worship-

Have your family participate in a dance party to great praise music, or fall to your knees in awe and have your child witness the reverence of God. Celebrate Jesus and the amazing plan of redemption He has for us. Worship Him on one of the greatest of days!



-Feasting-

The first harvest of the year was a big moment. Long before grocery stores, people lived off of the fruits of their last harvest until the next year. This could be scary when supplies started to dwindle and they were a long way out from the abundance of summer. The scarce amount that the barley harvest may yield was not frowned upon because if there wasn't a lot in that moment, there was more provision coming. Celebrate that with a special meal. If you're a gardener, include the first bits of produce that are starting to come up in your backyard garden!



The Importance of Teaching Your Child About Pentecost

Pentecost signifies the coming of the Holy Spirit from the **Book of Acts**. Using this collection of Pentecost activities will help you bring this important feast day to life for your child. With these activities, your child will be able to explain the meaning of the word Pentecost, recount the events as they unfolded in the Bible, and explain how the Holy Spirit can be active in their own lives. This feast celebrates the first fruits of the wheat harvest with the offering of two loaves of leavened bread from the **Book of Leviticus**.



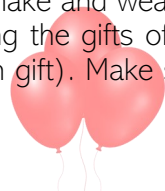
-Family Faith Sharing-

Discuss the Gifts of the Holy Spirit. Prompt each member of the family to share which Gifts of the Spirit they see in one another. Conclude with a prayer asking God to strengthen each family member to use those gifts!

- Birthday Party for the Church-



Children love birthday parties! So what better way to invite them to celebrate and understand the birthday of the Church than to throw a party? Set the mood with red, orange, and yellow tablecloths, plates, and napkins. Your child can make and wear flame party-crowns. Some activities could include pin the flame on the Apostles, tongue twisters, and opening the gifts of the Gifts of the Holy Spirit (wrapped boxes with the name of each gift inside, or an object to represent each gift). Make sure there is cake—your child can help the Holy Spirit blow out the candles!



-The Two Loaves-



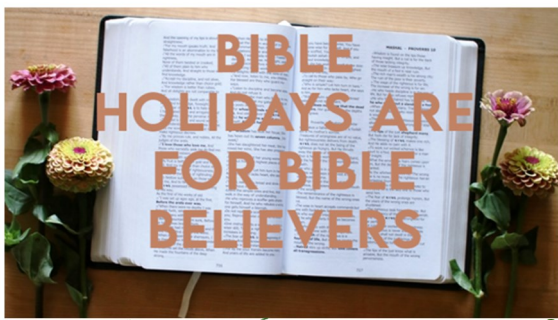
Tell your child that In the Old Testament one practice for the feast of Pentecost was for the priest to wave two loaves of bread in the temple before God in thanksgiving for the early harvest. The two loaves represented two groups of people God planned to harvest for His kingdom: the Jews and everyone else called the Gentiles (someone who is not a Jew).

Buy two loaves of bread to imitate the original practice. Give thanks that God's gift of redemption is for all who are willing to receive it!

-Pentecost Literacy-



Pentecost, the 50th day after Passover, is also the **50th** day after Jesus' death and resurrection. Which therefore means, it remains significant for both Jews and Christians. We thank God for both – we are grateful for God's commandments and we are grateful for His Spirit!



The next generation needs to know the hope and deliverance available to them through Jesus, and how blessings are released during God's feasts or "appointed times". The spring feasts are perfect opportunities to teach your child about their inheritance in Jesus. These stories touch their spirits and point them to our LORD and Savior.

-Benefits of Keeping the Festivals-

- 1) They show us how God is working in our lives right now! The festivals point the way to Jesus, and in celebrating, we can see God's saving grace, His goodness in how He cares about every part of our lives, and the sacrifice Jesus made for our sins.
- 2) They help us recall the past. God tells the people to keep each festival as a "remembrance". If we never look back to see where we came from, we miss seeing the goodness of God in all He has done. When we do not look back to the first Passover, we don't see how Jesus became our Passover Lamb.
- 3) They point to future events. These festivals have had prophetic significance, not only in the way that Jesus has fulfilled them, but in the way there are some yet to be fulfilled. The fall festivals such as Rosh Hashana and the Feast of Trumpets will reach their fulfillment when Jesus returns.

As part of the law that God gave Moses, the Children of Israel were commanded to observe seven special feasts each year. One of the purposes for these feasts was to remind God's people that He delivered them from bondage in Egypt and gave them a land of promise. The feasts also spoke to the future coming of the Messiah.



The first four spring feasts reveal that Jesus was crucified on Passover, buried on Unleavened Bread, raised on First Fruits, and sent the Holy Spirit on Pentecost.

We have not seen the fulfillment of the next feast, the Feast of Trumpets.

Today those of us who are Believers can look back at these feasts of God and see in them a picture of both the Jews and the Gentiles. Jesus came not for one group or another, but to offer salvation to all. He told His disciples, "And other sheep I have which are not of this fold; them also I must bring, and they will hear my voice; and there will be one flock and one shepherd" (John 110:16).

The Feasts were celebrated throughout the Old and New Testaments from generation to generation as a time to remember. Today as Christians, we can look at them as a time to remember God's mighty works of the past and to grow in our faith. Every year more and more Christians are adding Biblical feasts to their yearly celebration schedule!

